


# TSL-0603UW000MTH



## FEATURES

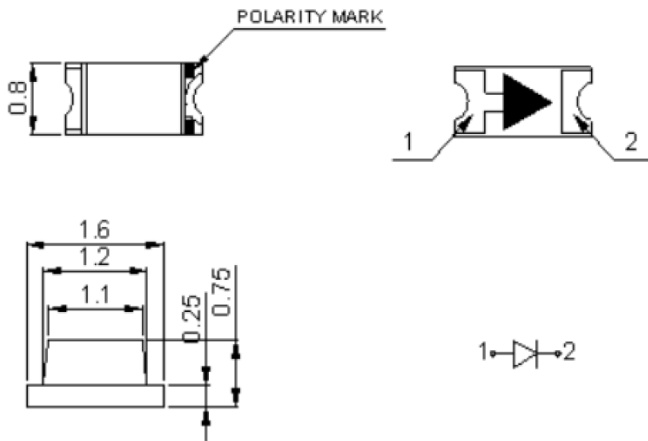
- Wide Viewing Angle 120°
- Reflow Solderable
- High Luminous Intensity and Low Power Dissipation
- Good Reliability and Long Life
- Complied With RoHS Directive

## APPLICATIONS

- Optical indicator
- Indoor display
- Backlighting in dashboard and switch
- Flat Backlighting for LCD, symbol and display
- General use

## TECHNICAL DATA SHEET

This product is generally used as indicator and luminary for electronic equipment such as household appliance, communication equipment and dashboard.



Notes:

1. All dimension units are millimeters.
2. All dimension tolerance is  $\pm 0.2\text{mm}$  unless otherwise noted.

### Selection Guide

Dice	Lens Type	Luminous intensity (mcd) @ 20mA			Viewing Angle
		Min	Typ	Max	
White (InGaN)	Water Clear	400	800	1200	2 $\theta$ 1/2 120

Note:

1. 1/2 is the angle from optical centerline where the luminous intensity is 1/2 the optical centerline value.
2. The above luminous intensity measurement allowance tolerance  $\pm 10\%$

### Electrical / Optical Characteristics at Ta=25°C

Parameter	Symbol	Min.	Typ.	Max	Units	Test conditions
Forward Voltage	VF	2.8	3.0	3.6	V	IF=20mA
Reverse Current	IR	--	--	10	$\mu\text{A}$	VR=5V
Dominant Wavelength	$\lambda_d$	--	--	460	nm	IF=20mA
Chromaticity Coordinates	x/y	0.22/0.22	0.27/0.27	0.32/0.32		IF=20mA

### Absolute Maximum Ratings at Ta=25°C

Parameter	Symbol	Rating	Units
Power Dissipation	Pd	160	mW
DC Forward Current	IF	25	mA
Peak Forward Current <b>【1】</b>	IFP	100	mA
Reverse Voltage	VR	5	V
Electrostatic Discharge (HBM)	ESD	$\pm 1000$	V
Operating Temperature	Topr	-30~+85	°C
Storage Temperature	Tstg	-40~+100	°C

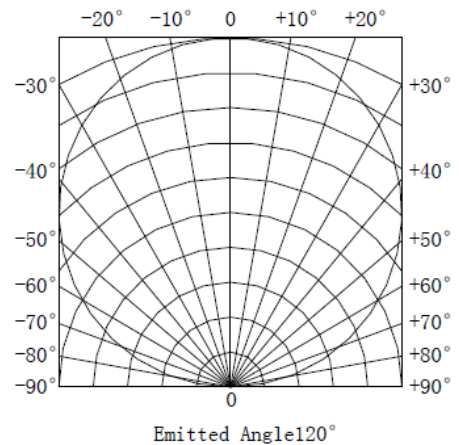
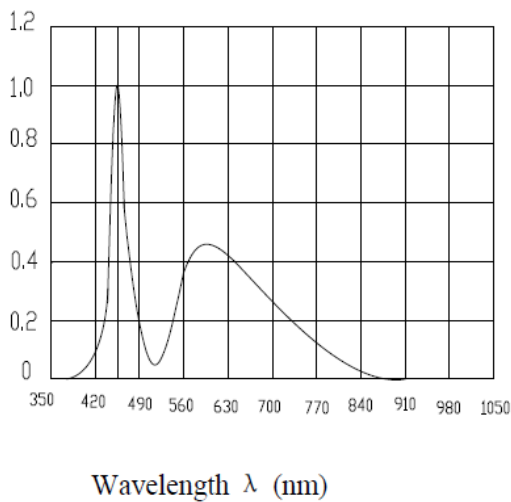
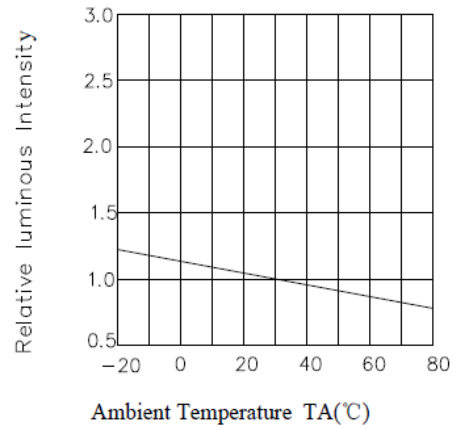
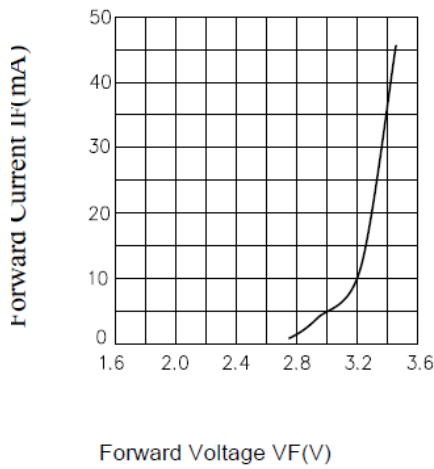
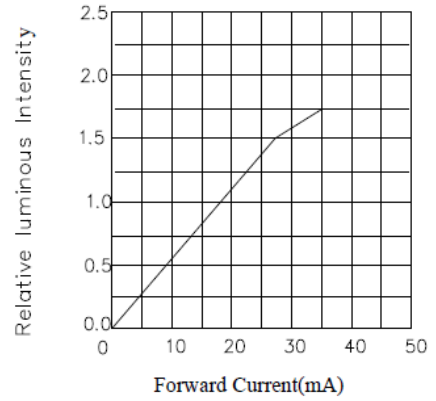
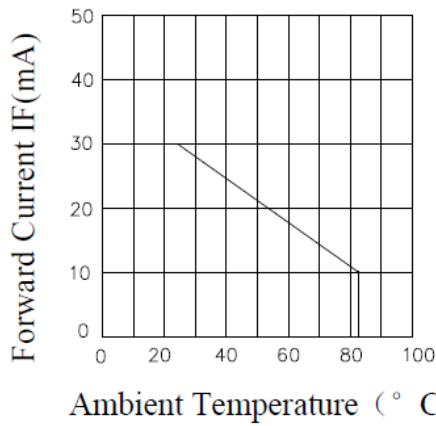
Note:

1. 1/10 Dut cycle, 0.1ms pulse width.
2. The above forward voltage measurement allowance tolerance  $\pm 0.1\text{V}$ .

# TSL-0603UW000MTH

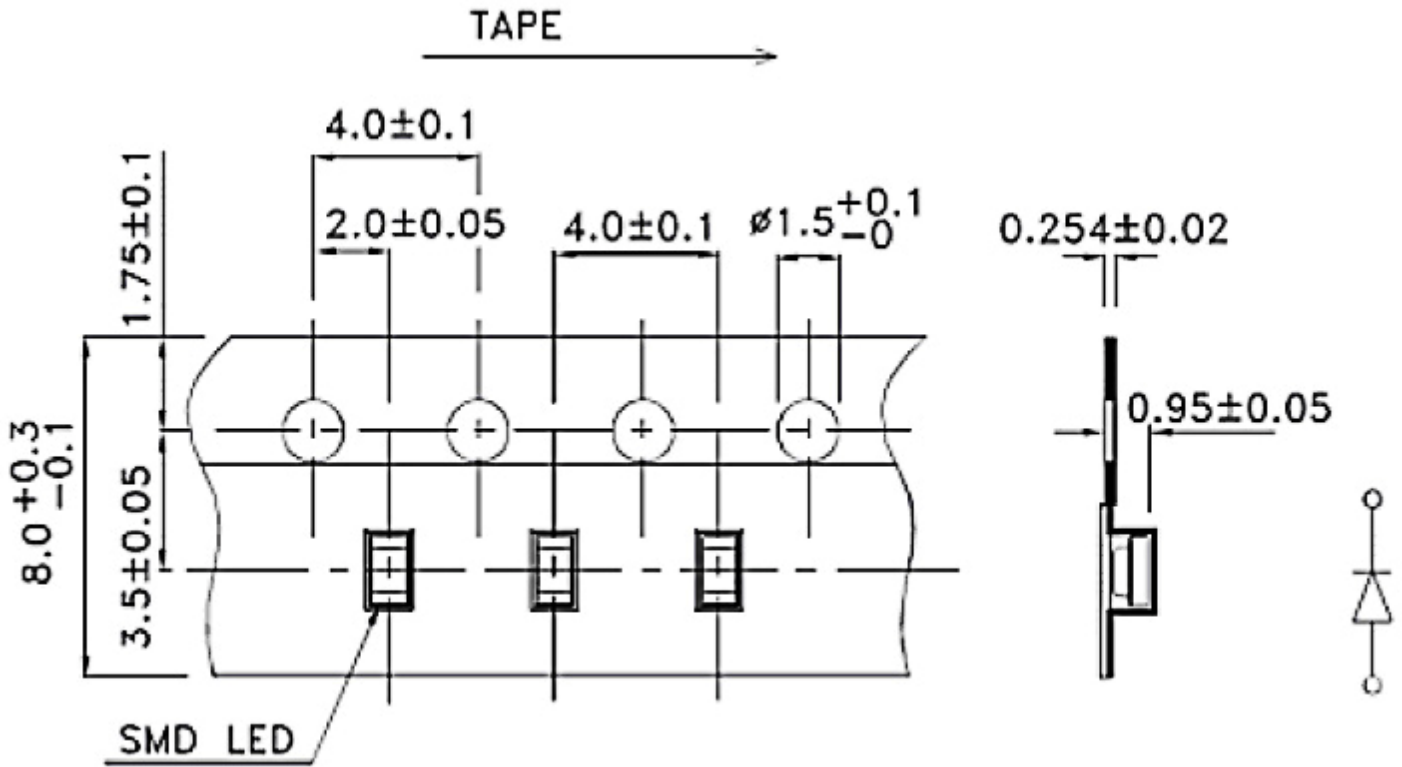
## Typical Optical Characteristics Curves

Ambient Temperature VS. Forward Current



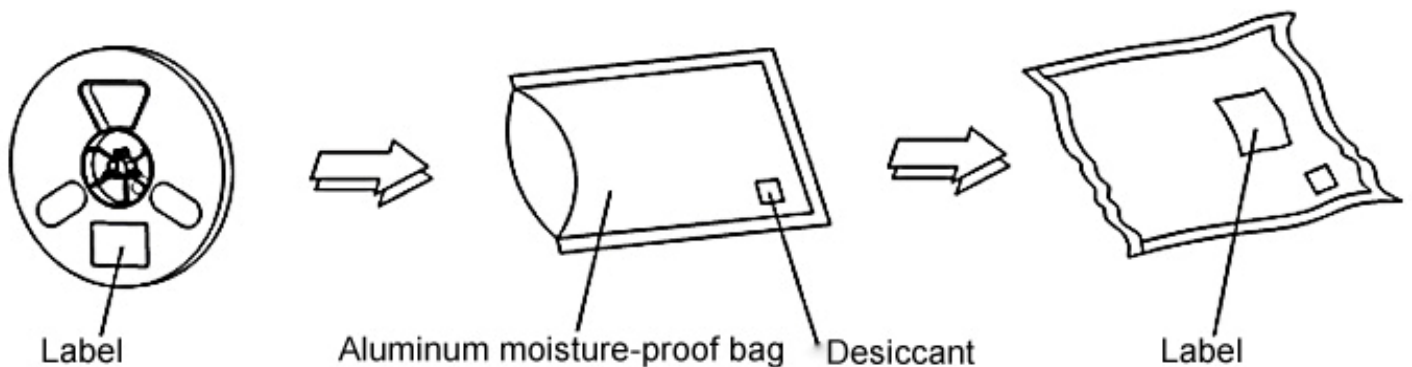
# TSL-0603UW000MTH

Carrier Tape



All dimensions in mm, tolerances unless mentioned is ±0.1mm.

## Moisture Resistant Packaging



Note: Specification are subject to change without notice. For more detail and update, please visit our website.